



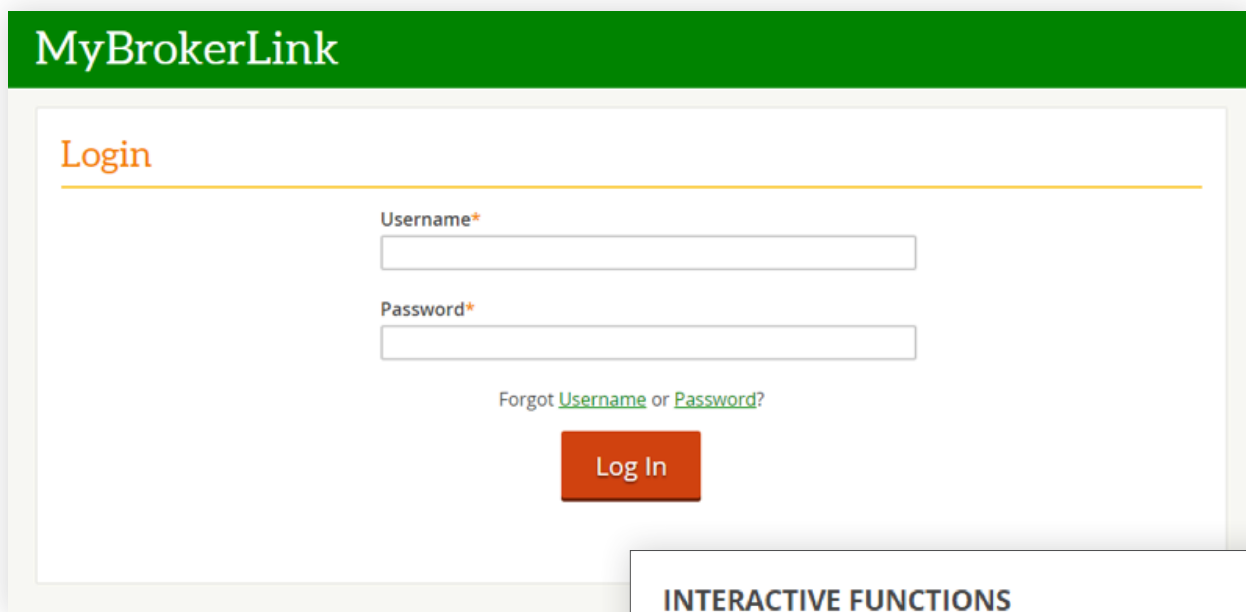
MME Quick Tips: MedMutual Enroll

Online Medicare Shopping Experience



1. How do I login?

Sign in to MyBrokerLink with your username and password.



The image shows the MyBrokerLink login interface. It features a green header with the 'MyBrokerLink' logo. Below the header, the word 'Login' is displayed in orange. There are two input fields: 'Username*' and 'Password*', both with asterisks indicating they are required. Below these fields is a link that says 'Forgot Username or Password?'. At the bottom of the form is a red 'Log In' button.

To start a new Medicare Advantage or Medicare Supplement application, view a list of completed Medicare Supplement applications, or send a Medicare quote to your clients, click on Quote/Enroll - Medicare.

INTERACTIVE FUNCTIONS



Medicare Advantage



Quote/Enroll - Off Exchange ACA



Quote/Enroll - Medicare



On Exchange Quote/Enroll - Individual



Short Term



Quoting Online / QRS

2. How can I view Medicare plan options and submit a Medicare application?


Select the Start New Medicare Application button at the top right of the applications page. This will take you to the first page of the combined Medicare shopping experience.





The image shows the 'Applications in the System' page. It has a green header with the text 'Applications in the System'. Below the header, the word 'Applications' is displayed in orange. At the bottom right of the page, there are two red buttons: 'Start New Individual Application' and 'Start New Medicare Application'.

Once you enter the census information on the first page of the combined Medicare shopping experience, you will have the ability to view both Medicare Advantage and Medicare Supplement plans, based on availability.

Medicare Shopping


START


Plans


Review

Shop for plans in your area

* Denotes required field

Please answer a few questions in order to view available Medicare plans.

ZIP Code*

Date of Birth* Start Coverage On* Plan Year*


MM/DD/YYYY


2018


Next

Medicare plans can be viewed separately on each tab.

Medicare Shopping


Start


PLANS


Review

Available Medicare plans in your area

We've found the following Medicare plans in which you may be interested.

6 Medicare Advantage Plans

6 Medicare Supplement Plans

Depending on what plan type is selected, the applicant will be taken to either the Medicare Advantage or Medicare Supplement online application.

3. How do I purchase specialty plans along with a Medicare plan?

For Medicare Advantage, the available optional supplemental benefits plan will appear on the following screen once a Medicare Advantage plan is selected.

For Medicare Supplement, the applicant will have the opportunity to apply for specialty coverage from the plan confirmation page once the Medicare Supplement application is submitted.

Medicare Supplement Enrollment Application

Apply Payment Signature **COMPLETE**

Application Submitted

Welcome to Medical Mutual! Your application for Medicare Supplement Insurance from Medical Mutual has been approved. We are pleased you have chosen us as your health insurance carrier and we are committed to meeting your unique needs and delivering exceptional customer service. Please keep an eye out for a welcome email that will help you get the most from your Medicare Supplement plan.

We look forward to serving you.

Application Summary

Application ID: 201806060452M5
Group Number: 221702
Status: **Accepted**
Submitted Date: 6/6/2018 4:14:16 PM
Covered Applicant: test test
Effective Date: 7/1/2018
Selected Plan: Plan A
Monthly Premium: **\$97.88**

Interested in Dental or Vision Insurance?

Dental
Starting at \$20.37 per month.

Vision
Starting at \$9.00 per month.


[Shop Now](#)

4. How do I send a quote?

To send a quote to a client with rates for all available Medicare plans, select Send A Quote from the Medicare plans page, Optional Supplemental plans page or Selected Plans pages. Any plan(s) selected for the applicant will appear at the top of the page with high level attributes displayed. Additional plans available to the applicant will display at the bottom of the page along with the monthly premium. Medicare plans will be quoted based on availability of plans.

Confirm a valid email address is entered and select Send Email.

Send Information

 Send A Quote


Quote Summary

Here is a quote of possible plans for your application.

Applicant Email*

First Name Last Name

Preferred Effective Date
07/01/2018
*Note: Actual Effective Date will be based on eligibility



Medicare Advantage	
MedMutual Advantage Classic HMO	\$0.00 <i>Per Month</i>
MedMutual Advantage Select PPO	\$35.00 <i>Per Month</i>
MedMutual Advantage Choice HMO	\$38.00 <i>Per Month</i>
MedMutual Advantage Preferred PPO	\$70.00 <i>Per Month</i>
MedMutual Advantage Plus HMO	\$99.00 <i>Per Month</i>
MedMutual Advantage Premium PPO	\$110.00 <i>Per Month</i>

Medicare Supplement	
Plan A	\$97.88 <i>Per Month</i>
Plan C	\$169.96 <i>Per Month</i>
Plan F	\$170.48 <i>Per Month</i>
High-Deductible Plan F	\$60.86 <i>Per Month</i>
Plan G	\$125.77 <i>Per Month</i>
Plan N	\$118.56 <i>Per Month</i>

[< Previous](#)[Send Email](#)

5. How do I search for a Medicare Supplement application?

Under Filter Options, you can search for applicants by entering their Last Name, Social Security Number, Application ID or Medicare Number.

Additionally, you can filter applications by Product Line to only view Medicare Supplement applications. You can also filter application by Medicare hold type, MS Eligibility or MS Medical.

Filter Options ▾

Search By:

Select ▾

Select

Last Name

SSN

Application ID

Medicare Number

Search

☐ Pediatric Dental ☐ Binder Payment

Product Line

☐ Medicare Supplement ☐ Individual

Hold(s)

☐ Special Enrollment ☐ Pediatric Dental ☐ Binder Payment ☐ Fraud ☒ MS Eligibility ☒ MS Medical

6. What are the application statuses?

- **Accepted:** The application has been accepted either automatically or manually.
- **Submitted:** The application has been submitted, but is pending review by the Underwriting department for at least one hold type:
 - **MS Eligibility:** Held for verification of previous medical coverage.
 - **MS Medical:** Held for review of medical history.
- **Denied:** The application has been denied based on a review by the Underwriting department.
- **In Process:** The application has been started, but has not been completed or submitted to Medical Mutual for processing.

7. How do I upload a Medicare Advantage paper application?

If you are certified to sell Medicare Advantage plans, you will see a link that will allow you to upload a Medicare Advantage paper application. The paper upload functionality will only be accessible via this link.

Applications in the System

Applications

[Start New Individual Application](#)
[Start New Medicare Application](#)
[Upload Medicare Advantage Application](#)

MedMutual Advantage Plans

Upload a Completed Paper Application

*Denotes required field

Please enter the following information about the applicant.

First Name*

Last Name*

Birth Date*



Medicare Number*



MEDICAL MUTUAL®

2060 East Ninth Street
Cleveland, OH 44115-1355

MedMutual.com